

# INFINITY

Specification sheet



# INFINITY

Infinity è un sistema di illuminazione lineare per interni, progettato per garantire massima versatilità e un design essenziale.

Composto da moduli da 100 cm e angoli a 90°, si adatta a diverse configurazioni architettoniche.

Realizzato con profilato in alluminio, può essere installato a plafone tramite un pratico aggancio magnetico o a sospensione, grazie a un sistema regolabile che permette di adattarne l'altezza in base alle esigenze dello spazio.

## Dettagli

### Tipologia di installazione:

Plafone, Sospensione

### Applicazione:

Residenziale, Uffici, Retail,  
Museale, Mostre

Infinity is a linear lighting system for interiors, designed to ensure maximum versatility and an essential design.

Composed of 100 cm modules and 90° corners, it adapts to various architectural configurations.

Made with aluminum profiles, it can be installed on the ceiling using a convenient magnetic attachment or suspended, thanks to an adjustable system that allows its height to be adapted based on the space's needs.

## Details

### Installation Type:

Ceiling, Suspension

### Application:

Residential, Offices, Retail,  
Museum, Exhibitions



Compatible

On request





In alto: uffici di una società di ingegneria con sede a Firenze, dotati di sospensione Infinity, una soluzione illuminotecnica studiata per garantire una luce omogenea e priva di abbagliamento, ottimale per attività prolungate al computer.

*Above: offices of an engineering company based in Florence, equipped with Infinity suspension, an lighting solution designed to provide homogeneous, glare-free light, ideal for extended computer work.*

In basso: archivio dell'opera del Duomo, illuminato con una progettazione mirata per favorire la lettura prolungata, grazie a una luce diffusa che riduce l'affaticamento visivo.

*Below: archive of the Duomo's artwork, illuminated with a targeted design to promote prolonged reading, thanks to diffused light that reduces visual strain.*

A pagina accanto: residenza privata, con illuminazione progettata per evitare ombre fastidiose sul piano di lavoro.

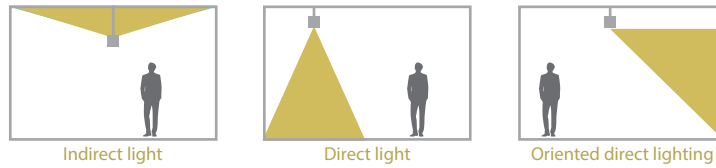
*On the next page: private residence, with lighting designed to avoid disturbing shadows on the work surface.*





Linear system  
**INFINITY**

Application  
Suspension




CRI  
> 90, 3 Step Mac Adam

Finishes



**INFINITY**

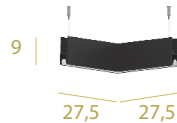


LED Power  
28,8W / 24V

CCT / lm  
2700K / 3032lm  
3000K / 3194lm  
4000K / 3248lm

Remote Driver  
24VdC

**INFINITY ANGLE**




LED Power  
14,4W / 24V

CCT / lm  
2700K / 1516lm  
3000K / 1597lm  
4000K / 1624lm

Remote Driver  
24VdC

**INFINITY INDIRECT**




LED Power  
18,5W / 24V

CCT / lm  
2700K / 2250lm  
3000K / 2300lm  
4000K / 2390lm

Remote Driver  
24VdC

DryWall  
Optics



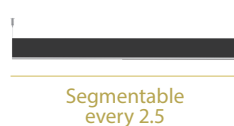
DryWall  
Optics




Optics



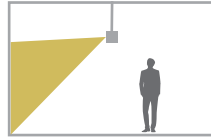
Options



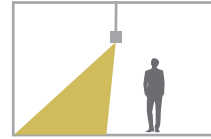
Linear system  
**INFINITY Track**



Application  
 Spot Up or Down



Accent lighting



Accent lighting

**INFINITY TRACK**



**MICRO 25 TRACK**



LED Power  
 5,2W / 24V

CCT / lm  
 2700K / 480lm  
 4000K / 514lm  
 4000K / 582lm

Remote Driver  
 24VdC

**MICRO 40 TRACK**



LED Power  
 9,7W / 24V

CCT / lm  
 2700K / 988lm  
 4000K / 1039lm  
 4000K / 1106lm

Remote Driver  
 24VdC

**HOOP TRACK**



LED Power  
 4W / 24V

CCT / lm  
 2700K / 382lm  
 3000K / 409lm  
 4000K / 463lm

Remote Driver  
 24VdC

Optics



Super Spot



Spot



Medium




Flood



Wide Flood



Wide

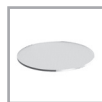


Wall Grazing

Options



Snoot



Filter



Honeycomb

